



## BELOIT POLICE DEPARTMENT

### 2019 USE OF FORCE SUMMARY

---

In 2019, the Beloit Police Department responded to 54,479 calls for service. Of the 54,479 calls for service the Beloit Police Department made 3,555 arrests. In 2019, the Beloit Police Department had 117 incidents where force was used to control subjects.

- Arrests occurred in 6.5% of the calls for service
- Use of force occurred in 0.2% of the calls for service
- Use of force occurred in 3.3% of arrests

#### **Definitions**

Force - The application of physical techniques or tactics, chemical agents or weapons to another person. It is not a use of force when a person allows him/herself to be searched, escorted, handcuffed or restrained. (Lexipol 300.1.1)

Control alternatives – To overcome passive resistance, active resistance, or their threats.

Protective alternatives – To overcome continued resistance, assaultive behavior, or their threats.

Deadly force - Force reasonably likely or intended to cause death or serious bodily injury. (Lexipol 300.1.1)

Passive resistance – Non-compliant and non-threatening behavior

Active resistance – Behavior which physically counteracts an officer's control efforts and which creates a risk of bodily harm to the officer, subject, and/or other persons.

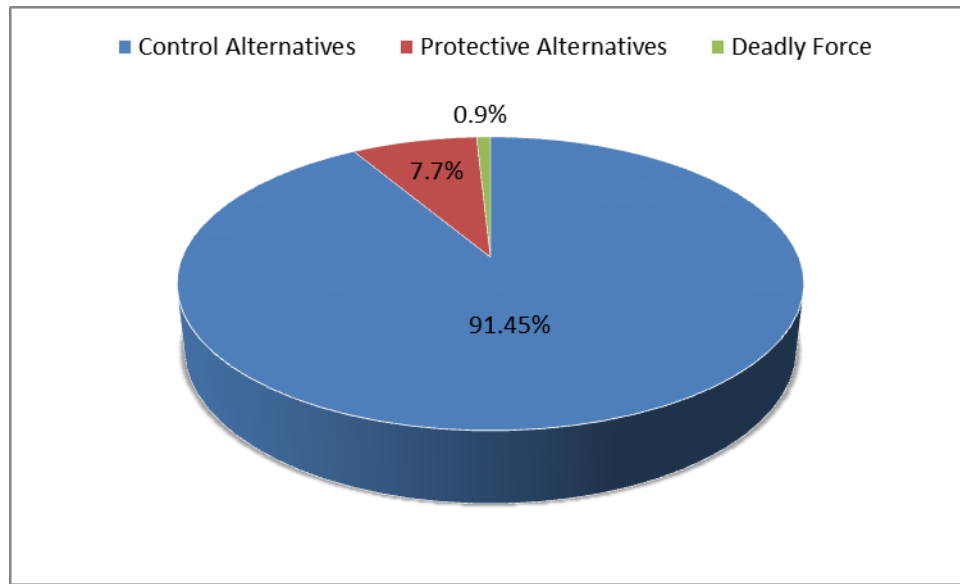


## Beloit Police Department 2019 Use of Force Summary

### Use of Force by Type

In 2019, the highest level of force used during an incident was analyzed. Based on the use of force reports, stabilization of subjects accounted for 60 out of 117 or 51.3%. Beloit Police Department Officers used control alternatives to overcome passive resistance and/or active resistance in 107 or 91.5% of the incidents. Beloit Police Department Officers used protective alternatives to overcome continued resistance and/or assaultive behavior during 9 or 7.7% of the incidents. Beloit Police Officers used deadly force once in 2019.

Category of UOF		
Control Alternatives	107	91.5%
Protective Alternatives	9	7.7%
Deadly Force	1	0.9%
	117	100.0%

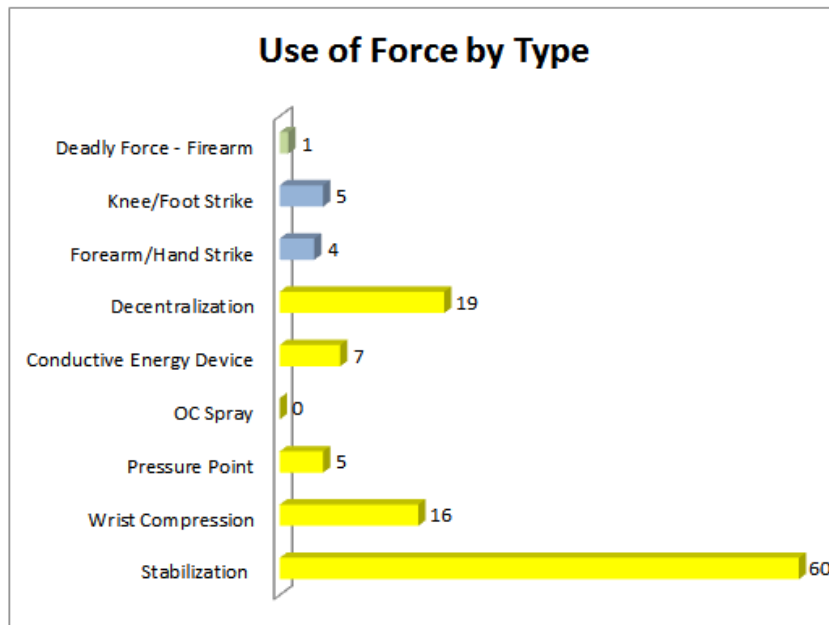




# Beloit Police Department 2019 Use of Force Summary

## Use of Force by Type cont.

Stabilization	Wrist Compression	Pressure Point	OC Spray	Conductive Energy Device	Decentralization	Forearm/Hand Strike	Knee/Foot Strike	Deadly Force - Firearm	Total Uses of Force
60	16	5	0	7	19	4	5	1	117
51.3%	13.7%	4.3%	0.0%	6.0%	16.2%	3.4%	4.3%	0.9%	100.0%
Control Alternatives					Protective Alternatives		Deadly Force		




	# of incidents	% of UOF	% of arrests	% calls for service
Stabilization	60	51.28%	1.69%	0.11%
Wrist Compression	16	13.68%	0.45%	0.03%
Pressure Point	5	4.27%	0.14%	0.01%
OC Spray	0	0.00%	0.00%	0.00%
CED	7	5.98%	0.20%	0.01%
Decentralization	19	16.24%	0.53%	0.03%
Forearm Strike / Hand Strike	4	3.42%	0.11%	0.01%
Knee Strike / Foot Strike	5	4.27%	0.14%	0.01%
Deadly Force - Firearm	1	0.85%	0.03%	0.00%



# Beloit Police Department 2019 Use of Force Summary

## UOF by Incident Disposition

Criminal Arrest	Criminal Arrest & Mental Commitment	Mental Commitment	Ordinance	Juvenile Referral
94	5	10	2	6
80.3%	4.3%	8.5%	1.7%	5.1%
117				



## Chemical and Mental Health Factors

Based on the use of force reviews, 40.2% of subjects were believed to be under the influence of chemical (drugs and/or alcohol) or having a mental health issue.

Chemical and Mental Health Factors		
Chemical Influence <i>(drugs, alcohol, or both)</i>	25	21.4%
Mental Health	15	12.8%
Chemical Influence & Mental Health	7	6.0%
None	70	59.8%
	117	100%