



# 2018 CAPER (PY3)

The 2016 Consolidated Annual Performance and Evaluation Report (CAPER) includes Narrative Responses to questions that CDBG, HOME, HOPWA, and ESG grantees must respond to each year in order to be compliant with the

Consolidated Planning Regulations. (PY = Program Year)

## **GRANTEE: City of Beloit** **CON PLAN PERIOD: 2015 to 2019**

---

### **CR-05 - Goals and Outcomes**

#### **Progress the jurisdiction has made in carrying out its strategic plan and its action plan. 91.520(a)**

This could be an overview that includes major initiatives and highlights that were proposed and executed throughout the program year.

The City funded the following agencies and programs in 2016:

Employment Skills: Stateline Literacy Council (SLC) assisted 954 residents with increasing literacy skills, and people who have limited English proficiency (LEP), which increases the potential in obtaining living-wage employment. Community Action provided supportive services 121 residents through the Fatherhood Initiative and Skills Enhancement program, which focus on developing employment skills through training and education to increase earned income potential. Family Services also provided job training 12 home companions on dementia care and trained 15 new individuals to become employed as home companions. A total of 51 companions were employed under this program in 2017.

Senior Programs: Family Services Beloit Home Companion Registry assisted 42 seniors and/or disabled individuals by providing personal home care. Meals on Wheels provided home delivered meal service to 70 seniors in 2017. These services make it possible for seniors/disabled to remain living independently in their current homes.

Homeless Programs: Domestic Violence Center provided short-term emergency housing and case management to 250 survivors of domestic violence, which is a rise from 2016 in which 110 people were assisted. Hands of Faith nka Family Promise also had an increase in the number of individuals to whom they provided short-term emergency housing and case management with 114 homeless individuals assisted compared to 79 in 2016. Project 16:49 provided transitional living facilities and case management to 11 unaccompanied youth experiencing homelessness.

Health Services: HealthNet provided free medical and dental services to 114 individuals with no

insurance. These services allow people to obtain medical services they would not otherwise be able to afford or obtain, which assists with people maintaining employment and affordable living expenses.

Housing Rehabilitation: The City's Housing Rehab Loan Program provided home improvement loans at with no or low interest, deferred, grants, or forgivable terms to 15 households (41 individuals, 15 units.)

Code Enforcement helps keep neighborhoods clean and helps prevent properties from deteriorating. In 2017, there were a total of 6,438 exterior and interior inspections and reinspections performed on 3,483 units, of which 3,057 inspections were completed in low-to-moderate income areas on 1,419 units. This program ensures that properties throughout the City meet minimum property maintenance standards. In 2017, private improvements in the low-moderate areas totalled \$1,756,250 in building improvements. In 2017, Public Improvements included street resurfacing and mill and overlay projects totalling \$652,029.

**Comparison of the proposed versus actual outcomes for each outcome measure submitted with the consolidated plan and explain, if applicable, why progress was not made toward meeting goals and objectives. 91.520(g).**

Categories, priority levels, funding sources and amounts, outcomes/objectives, goal outcome indicators, units of measure, targets, actual outcomes/outputs, and percentage completed for each of the grantee's program year goals.

Please see Table 1 below.

Goal	Category	Source / Amount	Indicator	Unit of Measure	Expected – Strategic Plan	Actual – Strategic Plan	Percent Complete	Expected – Program Year	Actual – Program Year	Percent Complete
Affordable Housing	Affordable Housing	CDBG: \$	Public service activities for Low/Moderate Income Housing Benefit	Households Assisted	700	1010	144.29%			
Affordable Housing	Affordable Housing	CDBG: \$	Rental units rehabilitated	Household Housing Unit	20	32	160.00%	10	6	0.00%
Affordable Housing	Affordable Housing	CDBG: \$	Homeowner Housing Rehabilitated	Household Housing Unit	20	32	160.00%	10	8	0.00%
Affordable Housing	Affordable Housing	CDBG: \$	Homelessness Prevention	Persons Assisted	0	0		15	1779	0.00%
Affordable Housing	Affordable Housing	CDBG: \$	Jobs created/retained	Jobs	0	0		15	0	0.00%
Case Management Services	Non-Homeless Special Needs	CDBG: \$	Public service activities other than Low/Moderate Income Housing Benefit	Persons Assisted	1000	1059	105.90%	400	229	0.00%
Homeless Services	Homeless	CDBG: \$	Direct Financial Assistance to Homebuyers	Households Assisted	10	1	10.00%		0	
Homeless Services	Homeless	CDBG: \$	Homeless Person Overnight Shelter	Persons Assisted	380	310	81.58%	190	378	0.00%
Homeless Services	Homeless	CDBG: \$	Homelessness Prevention	Persons Assisted	380	753	198.16%	50	229	0.00%
Improve Housing Stock	Affordable Housing	CDBG: \$	Rental units rehabilitated	Household Housing Unit	10	32	320.00%	10	6	0.00%

Improve Housing Stock	Affordable Housing	CDBG: \$	Homeowner Housing Rehabilitated	Household Housing Unit	10	21	210.00%	10	8	0.00%
Improve Housing Stock	Affordable Housing	CDBG: \$	Housing Code Enforcement/Foreclosed Property Care	Household Housing Unit	8000	7760	97.00%	4000	5000	0.00%
Job Skills Training	Non-Housing Community Development	CDBG: \$	Public service activities other than Low/Moderate Income Housing Benefit	Persons Assisted	700	425	60.71%	350	1162	0.00%

**Table 1 - Accomplishments – Program Year & Strategic Plan to Date**

**Assess how the jurisdiction’s use of funds, particularly CDBG, addresses the priorities and specific objectives identified in the plan, giving special attention to the highest priority activities identified.**

The Community Development Authority and City Council set the following funding priorities for the 2016 CDBG Program Year:

1. Public Service Programs which focus on comprehensive case management strategies, with priority given to neighborhood stabilization activities, education in budgeting and life skills, and employment training that corresponds with local employment opportunities.
2. Code Enforcement
3. Housing Rehabilitation
4. Economic Development Activities, with priority given to Technical Job Training
5. Program Administration
6. Fair Housing

With declining dollars, the amount of public services we can fund declines each year. We attempt to fund as many public service activities as we can in order to serve the most critical needs.

## CR-10 - Racial and Ethnic composition of families assisted

Describe the families assisted (including the racial and ethnic status of families assisted).

91.520(a)

	CDBG
White	1,208
Black or African American	260
Asian	9
American Indian or American Native	2
Native Hawaiian or Other Pacific Islander	0
<b>Total</b>	<b>1,479</b>
Hispanic	1,008
Not Hispanic	471

**Table 2 – Table of assistance to racial and ethnic populations by source of funds**

### Narrative

The above chart is prepopulated and seems inaccurate. The total beneficiaries should be 1979.

## CR-15 - Resources and Investments 91.520(a)

### Identify the resources made available

Source of Funds	Source	Resources Made Available	Amount Expended During Program Year
CDBG		1,125,678	\$1,045,166

Table 3 – Resources Made Available

### Narrative

The City's Economic Development loan program closed one loan in the amount of \$100,000 in 2017.

The Economic Development Loan Program has seen a sharp decline in the number of applications since 2008. The Economic Development Revolving Loan Fund had a balance of \$354,942 at the beginning of 2017. Because of this, the program was reevaluated and the funds were reprogrammed as part of two NRSAs that were submitted as a substantial amendment in the second quarter of 2017.

Other economic development programs that continued to see almost no activity in 2016 and 2017 were the Downtown Business Association (DBA) Rental Assistance, DBA Upper Story Development, and DBA Storefront Improvements. The balance at the beginning of 2017 for these programs was \$104,800. These funds were also reprogrammed as part of the NRSAs.

### Identify the geographic distribution and location of investments

Target Area	Planned Percentage of Allocation	Actual Percentage of Allocation	Narrative Description
Merrill Neighborhood	16%	16%	\$358,132 total funds were allocated to NRSA activities. Approximately half of that (\$179,066) assisted beneficiaries and activities in the Merrill Neighborhood.
Hackett Neighborhood	16%	16%	\$358,132 total funds were allocated to NRSA activities. Approximately half of that (\$179,066) assisted beneficiaries and activities in the Merrill Neighborhood.

Table 4 – Identify the geographic distribution and location of investments

### Narrative

CDBG programming was provided City-wide, with priority given to those areas with minority or low-

income concentrations. Census tracts 16, 17, 18 and 23 are classified as areas of minority concentration are classified as areas of low-to-moderate income concentrations.

The Merrill Community Center is located in census tracts 18 provided programming to children residing within this census tract. Although the Center had to close in 2016, in 2017 Community Action purchased the Center and runs youth programming and the Resources Navigator Services out of the building. The Resources Navigator position works directly with residnets in LMI Census Tracts 16 and 18 conducting outreach to residents, identifying resident needs, connecting residents to resources that will address those needs, and providing case management. Teh Navigator has satellite location as the grade schools in Merrill and Hackett Neighborhoods.

The City's code enforcement program is conducted citywide, but is funded through CDBG for activities conducted in the City's LMI census tracts. In 2017, \$126,953 in entitlement and \$79,341 in program income was allocated for inspection and code enforcement activities.

## Leveraging

**Explain how federal funds leveraged additional resources (private, state and local funds), including a description of how matching requirements were satisfied, as well as how any publicly owned land or property located within the jurisdiction that were used to address the needs identified in the plan.**

Most non-profits that receive CDBG funds from the City used these funds as match to leverage other funding sources. Examples of other resources are funds received from United Way, the School District of Beloit, Department of Corrections, Americorps private donations, and funds from local foundations.

Although there are no matching requirements for CDBG funds, the City and local agencies leveraged CDBG with the following resources:

- Neighborhood Housing Services uses HOME, NSP, Federal Home Loan Bank, and NeighborWorks funding to provide down payment assistance to households in the City's targeted neighborhoods.
- Community Action receives funding from a variety of state and federal sources for it Fresh Start program, including US Department of Labor Youthbuild; WI National & Community Service Board; The State of Wisconsin, Department of Commerce, Division of Community Development; American Recovery & Reinvestment Act; Community Service Block Grant; and the Wisconsin Employment & Training Assistance Program. Community Action also received CSBG, SHP, ESG, and private donations to help support their Fresh Start, Fatherhood Initiative, HUB Teen Connection, HUB Transitional Living, and Skills Enhancement programs. They receives funding from United Way to continue the Fatherhood Initiative, which is a program which helps participants develop job skills to become gainfully employed while enhancing their parenting skills. And they receive ETH funding which assists in supportive services and emergency needs of participants. Community Action's Merrill Housing Initiative has also received HOME funds from the HOME Consortium, which the City of Beloit is part of. The Merrill Housing Initiative also receives funds through YouthBuild and other private and government sources.



- The business community has helped raise money for organizations such as the Merrill Community Center, Community Action, and Stateline Literacy Council.
- The Stateline United Way funds many of the social service agencies that are served by the City's CDBG funds to meet critical needs.
- Local churches provide funding to some organizations which assist homeless individuals such as Hands of Faith nka Family Promise nka Family Promise.
- The City of Beloit received HOME funds through the Rock County Consortium, which is used in conjunction with the City's private Capital Improvement funds, CDBG, and NSP funding for neighborhood improvements and housing rehabilitation initiatives.
- The City of Beloit also received Lead Hazard Control Grant funds, which expired in the first quarter of 2017. These funds are used in conjunction with CDBG for Housing Rehabilitation Loans. This keeps rehabilitation expenses at an affordable level for our LMI households and LMI housing providers.
- The City of Beloit continued to use NSP1 and NSP3 grant and program income funding to complete rehabilitation of foreclosed properties in LMI Census Tracts. Completed homes, which are then sold to LMI households. HOME funds were also awarded to a CHDO to complete a new construction project in one of the NrSA neighborhoods.

## CR-20 - Affordable Housing 91.520(b)

Evaluation of the jurisdiction's progress in providing affordable housing, including the number and types of families served, the number of extremely low-income, low-income, moderate-income, and middle-income persons served.

	One-Year Goal	Actual
Number of homeless households to be provided affordable housing units	20	24
Number of non-homeless households to be provided affordable housing units		
Number of special-needs households to be provided affordable housing units		
<b>Total</b>		

Table 5- Number of Households

	One-Year Goal	Actual
Number of households supported through Rehab of Existing Units	42	24
<b>Total</b>	<b>42</b>	<b>24</b>

Table 6 - Number of Households Supported

### Discuss the difference between goals and outcomes and problems encountered in meeting these goals.

The one-year goal of 42 was automatically populated by the IDIS system and is inaccurate. The City has a goal of assisting at least 10 homeowners and 10 rental units per year with rehabilitation of their properties. The City exceeding that goal in 2017.

### Discuss how these outcomes will impact future annual action plans.

The City expended the last of the Lead Hazard Reduction grant funds in mid-2017. Without these grant funds to offset the costly removal of lead hazards, the City has seen a decline in the number of overall assisted units, with an increase in individual loan amounts. The City has created a \$5,000 forgivable loan for removal of lead hazards with CDBG funding and is exploring whether to apply for more lead hazard funding.

Include the number of extremely low-income, low-income, and moderate-income persons served by each activity where information on income by family size is required to determine the eligibility of the activity.

<b>Number of Persons Served</b>	<b>CDBG Actual</b>	<b>HOME Actual</b>
Extremely Low-income	252	Reported by Janesville
Low-income	85	Reported by Janesville
Moderate-income	15	Reported by Janesville
<b>Total</b>	<b>352</b>	<b>Reported by Janesville</b>

**Table 7 – Number of Persons Served**

### **Narrative Information**

The table above was manually populated as the prepopulated table provided by HUD’s IDIS sytem showed all zeros. The City and its subrecipients served a total of 1777 individuals and households that benefitted from affordable housing activities.

Under Public Services for housing benefit the City funded the following agencies: Family Services, Beloit Domestic Violence Shelter served 250 people. Family Services, Home Companion Registry served 42 people. Hands of Faith nka Family Promise, Emergency Shelter for Families served 90 people. Meals on Wheels served 70 people. And Project 16:49, Robin House Transitional Living Program served 11 people.

The City’s Housing Rehab Loan Program provided loans to rehabilitate 14 units, which assisted 21 households (81 individuals). All individuals and households are required under the City of Beloit programs and subrecipient programs to be below 80% AMI, which means 100% of beneficiaries served were Extremely Low, Low, and/or Moderate Income.

## **CR-25 - Homeless and Other Special Needs 91.220(d, e); 91.320(d, e); 91.520(c)**

**Evaluate the jurisdiction's progress in meeting its specific objectives for reducing and ending homelessness through:**

### **Reaching out to homeless persons (especially unsheltered persons) and assessing their individual needs**

The City continued to support agencies that provide services and facilities for homeless persons in the City of Beloit.

The City of Beloit has continued to partner with local agencies, non-profit organizations, and the Continuum of Care through the Homeless Intervention Task Force (HITF) which provides a comprehensive response to the needs of homeless individuals and families.

The City of Beloit provided CDBG funds to Hands of Faith nka Family Promise for its homeless program. Funds were also provided to the Domestic Violence Shelter operated by Family Services which assists victims of domestic violence. The City continues to participate in the Homeless Intervention Task Force and its subcommittees. This group works collaboratively on a countywide basis to address the needs of homeless individuals and families.

City staff also connects people to HITF resources when they become homeless due to housing that has been deemed unfit, condemned, or that has been damaged by flood, fire, or other disaster. The HITF agency then assists these residents in navigating the social service system to connect them with an appropriate agency that can serve their needs.

### **Addressing the emergency shelter and transitional housing needs of homeless persons**

The City continued to support agencies that provide services and facilities for homeless persons in the City of Beloit. The City also continued to support programs that provide a comprehensive strategy to address clients' needs including case management, supportive housing, and client advocacy.

The City provided funding to Hands of Faith nka Family Promise, which provides case management to homeless families to enable them to make the transition from the program to permanent housing. Hands of Faith nka Family Promise also works to connect homeless families to the resources they need to obtain employment and housing.

The City provided funding to Family Services, which short-term shelter to victims of domestic violence. Supportive services are also provided to these clients to assist them into moving to long term, sustainable housing. Community Action provided scattered site transitional housing program which is a subsidized rental assistance program that assists clients for up to two years.

The City provided funding to Project 16:49's Robin House Transitional Living Program which provides housing to unaccompanied homeless female students ages 18-21 (17 with court approval) to work towards completing their high school education and transition to independent living. The residents of

Robin House are provided with safe, stable housing, assistance with basic needs, and case management services for up to 18 months while they are in school. Staff addresses five key issues of education, housing, employment/income, health, and social-emotional well being in order to prepare the resident for stable independent living.

Rock Valley Community Programs is located between Beloit and Janesville and provides shelter, transitional living, case management, mental health counseling and support, and AODA services to homeless veterans in Rock County.

**Helping low-income individuals and families avoid becoming homeless, especially extremely low-income individuals and families and those who are: likely to become homeless after being discharged from publicly funded institutions and systems of care (such as health care facilities, mental health facilities, foster care and other youth facilities, and corrections programs and institutions); and, receiving assistance from public or private agencies that address housing, health, social services, employment, education, or youth needs**

The Beloit Housing Authority provides 131 public housing units, 9 project based Section 8 units, and 598 Housing Choice Vouchers. The Housing Authority administers a Family Self-Sufficiency program for both Section 8 and Public Housing tenants; which helps participants increase their earned income and move off welfare programs and into self-sufficiency. This program has a full-time case manager who works with individuals and families on five-year goals to help move them towards self-sufficient living.

The City has continued to fund programs that provide supportive services to households in order to keep them in their homes, such as Community Action's Fatherhood Program, Meals on Wheels, Family Services Home Companion Registry, and Health Net, and the City's Housing Rehab Loan Program. All of these programs provide supportive or financial assistance to households by subsidizing household expenses or services that may otherwise cause someone to be unable to live independently and lose their housing.

The City will also continue serving on the Homeless Intervention Task Force and its subcommittee, the Displacement Action Response Team, which provides a planned emergency response to mobilize resources in the event of a mass displacement of residents due to unfit conditions or condemnations.

The City provided funding to community Action for the Systems navigator position, which works with families in need to identify local services to meet the families' needs. Oftentimes, these services prevent families from becoming homeless.

**Helping homeless persons (especially chronically homeless individuals and families, families with children, veterans and their families, and unaccompanied youth) make the transition to permanent housing and independent living, including shortening the period of time that individuals and families experience homelessness, facilitating access for homeless individuals and families to affordable housing units, and preventing individuals and families who were recently homeless from becoming homeless again**

The City provides funding to agencies that provide homeless services and facilities, transitional housing

for the homeless, and permanent housing for low-to-moderate income populations.

The Domestic Violence Center received funds to provide short-term emergency housing to victims of domestic violence. They also provide a food and clothing pantry and offer support groups. Hands of Faith nka Family Promise received funds to operate its homeless program, which houses families up to 30 days and provides case management and transportation services in order to assist the household in obtaining permanent housing.

The City provided CDBG funding for Supportive Services to Community Action, which provides direct assistance to program participants in Community Action's transitional housing program for homeless pregnant teens and teen parents. This program provides 18 months of housing assistance and 24 months of case management.

The City provided 2016 CDBG funding to Community Action to fund a Resources Navigator position which will work to connect people in the City's LMI Census Tracts of 16 and 18 to resources within the community and provide ongoing case management. The City's consolidating planning process revealed a need to assist people in the City with identifying and connecting to the various resources in the community before, during, and after homelessness.

The City is a member of the Rock County County Continuum of Care and attends monthly Homeless Intervention Task Force (HITF) Disaster Action Response Team (DART). This group responds to resident displacement due to man-made situations such as foreclosures or unfit postings of multi-unit buildings.

Other agencies that provide homeless services within the City include the City called Sparrow's Nest, which has shelter facilities for 18 individuals and one family. The Britton House is a Single Room Occupancy (SRO) building which provides 45 subsidized rooming units for homeless men.

## **CR-30 - Public Housing 91.220(h); 91.320(j)**

### **Actions taken to address the needs of public housing**

The Beloit Housing Authority (BHA) networked with local agencies, departments, and businesses to inform the public of available services for extremely low-income, low-income, and moderate-income individuals.

Actions planned during the next year to address the needs to public housing:

- The BHA worked with Neighborhood Housing Services (NHS) to provide homeownership opportunities for its residents.
- The BHA will continue to work with community partners to provide BHA residents job training skills, household budgeting, and a variety of other training opportunities in order to increase the self-sufficiency of extremely low-income, low-income, and moderate-income households.
- The BHA marketed available programs through local newspapers and radio stations. BHA staff will attend area Senior, Health, and Family events.
- The BHA encouraged extremely low-income, low-income, and moderate-income families to utilize the least restrictive housing opportunities available to them. They have a choice of programs that include public housing, Section 8 rental assistance, Section 8 homeownership, Project-Based Section 8, and Family Self-Sufficiency.

### **Actions taken to encourage public housing residents to become more involved in management and participate in homeownership**

The BHA encouraged Public Housing residents and Housing Choice Voucher recipients to participate in the management of BHA through opportunities to serve on a resident council or the governing board, the Community Development Authority (CDA). There is currently one Public Housing resident on the CDA. In addition, the BHA administers a Family Self-Sufficiency (FSS) program that is open to Public Housing and Housing Choice Voucher participants. The FSS program allows residents to set educational and career goals in order to allow them to increase their self-sufficiency and decrease their dependency on public assistance programs. As the FSS participant's income increases, their portion of the rent increases accordingly. The BHA will deposit the difference in this rental amount in an escrow account that the FSS participant can use for a down payment on a home upon successful completion of the program.

### **Actions taken to provide assistance to troubled PHAs**

The BHA is not currently providing assistance to any troubled PHAs; however the BHA would offer technical assistance and support should a troubled PHA request assistance.

## **CR-35 - Other Actions 91.220(j)-(k); 91.320(i)-(j)**

### **Actions taken to remove or ameliorate the negative effects of public policies that serve as barriers to affordable housing such as land use controls, tax policies affecting land, zoning**

**ordinances, building codes, fees and charges, growth limitations, and policies affecting the return on residential investment. 91.220 (j); 91.320 (i)**

The City has revised its underwriting guidelines in 2016 for the Housing Rehab Loan Program to provide a more generous Loan to Value (LTV) ratio due to the extremely low assessed values in Beloit. The LTV allows more low-moderate income households to qualify for home improvement loans through the City because it increases eligibility by increasing available equity level. In addition, the City modified its underwriting guidelines to allow for a portion of the loan to be deferred or forgiven so households with lower income could qualify for more assistance.

**Actions taken to address obstacles to meeting underserved needs. 91.220(k); 91.320(j)**

- The City provided funding to the Stateline Literacy Council for literacy services. This will help persons with limited English proficiency (LEP) obtain employment and have better income opportunities. In 2017, they served 87 people, ## of which were Latino.
- The City provided funding to Latino Service Providers Coalition, which assists people with limited English proficiency (LEP) with navigation of the various social service and resource agencies in the community. In 2017, LSPC assisted 954 people, all of which were Latino.
- 
- The City and NHS dba NeighborWorks Blackhawk Region (NWBR) provide housing rehabilitation loans and grants to low-to-moderate income persons to enable them to live in quality housing units with modern amenities.
- The City also awarded funding to NHS/NWBR in order to provide down payment assistance grants to low-to-moderate income households in the NRSA neighborhoods.
- The City awarded funding to Family Services of Beloit to fund a Community Social Worker program that would connect families and individuals experiencing issues with crime related trauma, mental health, and physical health to specialized resources in the area.
- The BHA operates a Family Self-Sufficiency (FSS) program for both Public Housing and Section 8 participants. The FSS program provides training opportunities and intensive case management with the goal of increasing the family's income and reducing their dependence on public assistance programs.

**Actions taken to reduce lead-based paint hazards. 91.220(k); 91.320(j)**

The City of Beloit had funds dedicated to promote lead-safe and healthy homes that provided lead hazard control and healthy homes intervention measures to mitigate lead hazards, lead paint poisoning and health hazards in households with children under the age of 6 and/or where children under the age of 6 are likely to reside. The grant expired in the first quarter of 2017. The City created a forgivable loan product to be used in conjunction with the lead funds to address other rehabilitation work needed to bring the home to code compliance. In the first quarter of 2017, the City provided lead hazard control grants to 4 households (16 individuals and 4 units).

The Rock County Health Department (RCHD) utilizes their current Birth Certificate Program to identify newborns in housing built prior to 1950 and seek to enroll those households in the Grant Program. Children with identified lead poisoning and elevated blood lead levels were referred to Health department for follow up and will also be candidates for referral to the City's Lead Hazard Control grant program. In 2017, the City continued to partner with the RCHD in their Healthy Homes program, lead



risk assessments, and lead clearances.

**Actions taken to reduce the number of poverty-level families. 91.220(k); 91.320(j)**

In 2017, the Housing Authority continued administration of their Public Housing and Section 8 Family Self-Sufficiency programs. These programs provide individual case management to enrollees to assist with achievement of employment, educational, financial, and homeownership goals.

The Housing Authority enforced HUD's policy requiring all public housing tenants to perform eight hours of community service per month when the participating adult does not have a disability, is unemployed, and is not participating in any self-sufficiency activities. This practice is helping residents learn new skills.

The City provided CDBG funds to Community Action Inc. for two programs that provide education and employment training; Fatherhood Initiative, and Skills Enhancement. Fatherhood Initiative participants gain employment through case management and Program agreements with employers. The Skills Enhancement Program helps participants who are currently employed increase their earning potential by supporting enrollment in educational and training programs that qualify them for higher paying jobs. Stateline Literacy Council provided literacy services to individuals with Limited English Proficiency (LEP) increase their potential in obtaining living-wage employment. The City also provided funding to Home Companion Registry, which assists low-to-moderate residents with education and training in partnership with Blackhawk Technical College to become certified home care professionals and / or Certified Nursing Assistants. Home Companion Registry then provides employment opportunities to these residents.

The City provided CDBG funds to non-profit agencies that provided services to seniors and disabled residents. Funds were awarded to the Beloit Home Companion Registry which provides inexpensive home health care assistance to enable them to remain in their homes. The City funded Meals on Wheels, which provides home delivered meals to homebound seniors allowing them to remain in their homes and independent longer.

**Actions taken to develop institutional structure. 91.220(k); 91.320(j)**

As part of BHA's FSS program, Public Housing and Section 8 participants are directly linked with Federal, State, and local social service agencies to provide a variety of opportunities and resources to allow them to become more self-sufficient. The BHA employs a full-time FSS Coordinator, who acts as a liaison to link these agencies with those in need of services.

City staff participates in the HITF Disaster Action Response Team (DART) which developed an organized two-county response plan in the event of a resident displacement due to man-made situations, i.e. foreclosure of a multi-unit building, a multi-unit building being posted unfit for human habitation due to disrepair by property owner, etc. Man-made displacements are not covered by typical disaster displacement funding such as Red Cross or FEMA.

The City also partners with Community Action of Rock and Walworth Counties, Wisconsin Partnership for Housing Development (WPHD) and NWBR in to more effectively pool and target our resources.

The City continues to be part of a consortium with the City of Janesville, Rock County Planning, and Rock County Health Department, that administered the Lead Hazard Control/Healthy Homes Program. Until

the first quarter of 2017, funds were used for the reduction of lead based paint in order to make houses lead safe. Housing Rehab CDBG and HOME funds were often paired with the lead funds for other rehab work the home may need.

The City and the City of Janesville have Section 3 Plans with similar procedures, and with universal forms and reports that can be used by Section 3 Businesses and Section 3 Residents in both communities. Due to the close proximity of the two cities, many contractors and residents work in both communities.

**Actions taken to enhance coordination between public and private housing and social service agencies. 91.220(k); 91.320(j)**

As part of BHA's FSS program, Public Housing and Section 8 participants are directly linked with Federal, State, and local social service agencies to provide a variety of opportunities and resources to allow them to become more self-sufficient. The BHA employs a full-time FSS Coordinator, who acts as a liaison to link these agencies with those in need of services.

City staff participates in the HITF Disaster Action Response Team (DART) which developed an organized two-county response plan in the event of a resident displacement due to man-made situations, i.e. foreclosure of a multi-unit building, a multi-unit building being posted unfit for human habitation due to disrepair by property owner, etc. Man-made displacements are not covered by typical disaster displacement funding such as Red Cross or FEMA.

The City also works with Community Action of Rock and Walworth Counties and Neighborhood Housing Services of Beloit in partnership to try to more effectively target our resources.

The City works closely with the County's Aging and Disability Resource Center (ADRC) when the Code Enforcement team finds issues with hoarding or other sanitary/safety issues that indicate there may be a need for intervention with specialized services.

The City continues to be part of a consortium with the City of Janesville, Rock County Planning, and Rock County Health Department, that administered the Lead Hazard Control/Healthy Homes Program. Until the first quarter of 2017, funds were used for the reduction of lead based paint in order to make houses lead safe. Housing Rehab CDBG and HOME funds were often paired with the lead funds for other rehab work the home may need.

The City and the City of Janesville have Section 3 Plans with similar procedures, and with universal forms and reports that can be used by Section 3 Businesses and Section 3 Residents in both communities. Due to the close proximity of the two cities, many contractors and residents work in both communities.

**Identify actions taken to overcome the effects of any impediments identified in the jurisdictions analysis of impediments to fair housing choice. 91.520(a)**

The City's current Analysis of Impediments to Fair Housing identified a number of impediments to fair housing which the City has addressed with a variety of activities. The City of Beloit's Equal Opportunities Commission (EOC) adopted an Annual Strategy to Address Impediments to Fair Housing at its February 19, 2014 meeting in order to address the impediments. This strategy was continued throughout 2016.

(This section will be updated after the EOC special meeting in March.

The EOC also administers and enforces the City's local Fair Housing Ordinance which prohibits housing discrimination. The EOC takes complaints, contracts with an Investigator, and facilitates conciliation and mediation. The EOC then hears administrative appeals regarding determinations of probable cause, and conducts full hearing when necessary to determine whether housing discrimination has occurred. The EOC has the authority to impose fines and award damages.

## **CR-40 - Monitoring 91.220 and 91.230**

**Describe the standards and procedures used to monitor activities carried out in furtherance of the plan and used to ensure long-term compliance with requirements of the programs involved, including minority business outreach and the comprehensive planning requirements**

When preparing the Annual Action Plan and preparing the CDBG budget, staff works to ensure that these are both consistent with the strategic plan. Once the budget has been approved and funds are available, staff prepares contracts for subgrantees which outline the performance requirements of each agency. This includes number of persons served as well as meeting other objectives included in the strategic plan. The subgrantees are then required to report progress made each quarter through their quarterly reports. The City conducts on-site monitoring with each Subgrantee annually.

### **Citizen Participation Plan 91.105(d); 91.115(d)**

**Describe the efforts to provide citizens with reasonable notice and an opportunity to comment on performance reports.**

Public notices were published announcing the 30-day public review period and the public hearing in the Beloit Daily News on February 23, 2018, and in the Stateline News on February 25, 2018, and on the City's website on February 28, 2018. The public comment period was held from February 28, 2018 through March 28, 2018. A public hearing was held at the regularly scheduled Community Development Authority meeting on March 28, 2018. No comments were submitted during the 30-day public review period and nobody commented during the public hearing.

## **CR-45 - CDBG 91.520(c)**

**Specify the nature of, and reasons for, any changes in the jurisdiction's program objectives and indications of how the jurisdiction would change its programs as a result of its experiences.**

The City does not anticipate any changes in program objectives.

**Does this Jurisdiction have any open Brownfields Economic Development Initiative (BEDI) grants?**


No

**[BEDI grantees] Describe accomplishments and program outcomes during the last year.**

**Include NRSA accomplishments here.**

Beloit's NRSA was approved on 9/20/2017 and includes census tracts 16 and 18. Since that approval, the following accomplishments have been made:

- Community Action's Resources Navigator has been actively working in both NRSA Census Tracts and was able to assist 159 households.
- The City created a forgivable loan program to be used in conjunction with the Housing Rehabilitation Loan Program that provides up to \$5,000 in funds to use towards lead hazard paint reduction.
- The City completed a targeted mailing of Housing Rehab Loan Program material to residents in both census tracts.
- Community Action has been actively working with youth organizations to create a service model in which children ages K-3 attend a summer program in one location in each of the NRSA Census Tracts and local youth service providers rotate their services to those locations. This program should be running by summer of 2018.
- The City continued neighborhood revitalization work in the target area in Census Tract 16. Two rehab-resale projects, and one new construction project are expected to be completed and sold to owner occupants in the first quarter of 2018.



**PART I: SUMMARY OF CDBG RESOURCES**

01 UNEXPENDED CDBG FUNDS AT END OF PREVIOUS PROGRAM YEAR	2,118,380.51
02 ENTITLEMENT GRANT	576,976.00
03 SURPLUS URBAN RENEWAL	0.00
04 SECTION 108 GUARANTEED LOAN FUNDS	0.00
05 CURRENT YEAR PROGRAM INCOME	177,998.16
05a CURRENT YEAR SECTION 108 PROGRAM INCOME (FOR SI TYPE)	0.00
06 FUNDS RETURNED TO THE LINE-OF-CREDIT	0.00
06a FUNDS RETURNED TO THE LOCAL CDBG ACCOUNT	0.00
07 ADJUSTMENT TO COMPUTE TOTAL AVAILABLE	0.00
08 TOTAL AVAILABLE (SUM, LINES 01-07)	2,873,354.67

**PART II: SUMMARY OF CDBG EXPENDITURES**

09 DISBURSEMENTS OTHER THAN SECTION 108 REPAYMENTS AND PLANNING/ADMINISTRATION	862,246.62
10 ADJUSTMENT TO COMPUTE TOTAL AMOUNT SUBJECT TO LOW/MOD BENEFIT	0.00
11 AMOUNT SUBJECT TO LOW/MOD BENEFIT (LINE 09 + LINE 10)	862,246.62
12 DISBURSED IN IDIS FOR PLANNING/ADMINISTRATION	182,919.29
13 DISBURSED IN IDIS FOR SECTION 108 REPAYMENTS	0.00
14 ADJUSTMENT TO COMPUTE TOTAL EXPENDITURES	0.00
15 TOTAL EXPENDITURES (SUM, LINES 11-14)	1,045,165.91
16 UNEXPENDED BALANCE (LINE 08 - LINE 15)	1,828,188.76

**PART III: LOWMOD BENEFIT THIS REPORTING PERIOD**

17 EXPENDED FOR LOW/MOD HOUSING IN SPECIAL AREAS	0.00
18 EXPENDED FOR LOW/MOD MULTI-UNIT HOUSING	0.00
19 DISBURSED FOR OTHER LOW/MOD ACTIVITIES	862,246.62
20 ADJUSTMENT TO COMPUTE TOTAL LOW/MOD CREDIT	0.00
21 TOTAL LOW/MOD CREDIT (SUM, LINES 17-20)	862,246.62
22 PERCENT LOW/MOD CREDIT (LINE 21/LINE 11)	100.00%

**LOW/MOD BENEFIT FOR MULTI-YEAR CERTIFICATIONS**

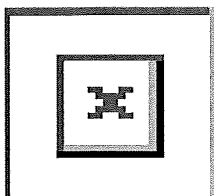
23 PROGRAM YEARS(PY) COVERED IN CERTIFICATION	PY: PY: PY:
24 CUMULATIVE NET EXPENDITURES SUBJECT TO LOW/MOD BENEFIT CALCULATION	0.00
25 CUMULATIVE EXPENDITURES BENEFITING LOW/MOD PERSONS	0.00
26 PERCENT BENEFIT TO LOW/MOD PERSONS (LINE 25/LINE 24)	0.00%

**PART IV: PUBLIC SERVICE (PS) CAP CALCULATIONS**

27 DISBURSED IN IDIS FOR PUBLIC SERVICES	84,280.42
28 PS UNLIQUIDATED OBLIGATIONS AT END OF CURRENT PROGRAM YEAR	128,056.67
29 PS UNLIQUIDATED OBLIGATIONS AT END OF PREVIOUS PROGRAM YEAR	33,658.05
30 ADJUSTMENT TO COMPUTE TOTAL PS OBLIGATIONS	(37,532.47)
31 TOTAL PS OBLIGATIONS (LINE 27 + LINE 28 - LINE 29 + LINE 30)	141,146.57
32 ENTITLEMENT GRANT	576,976.00
33 PRIOR YEAR PROGRAM INCOME	396,429.67
34 ADJUSTMENT TO COMPUTE TOTAL SUBJECT TO PS CAP	0.00
35 TOTAL SUBJECT TO PS CAP (SUM, LINES 32-34)	973,405.67
36 PERCENT FUNDS OBLIGATED FOR PS ACTIVITIES (LINE 31/LINE 35)	14.50%

**PART V: PLANNING AND ADMINISTRATION (PA) CAP**

37 DISBURSED IN IDIS FOR PLANNING/ADMINISTRATION	182,919.29
38 PA UNLIQUIDATED OBLIGATIONS AT END OF CURRENT PROGRAM YEAR	0.00
39 PA UNLIQUIDATED OBLIGATIONS AT END OF PREVIOUS PROGRAM YEAR	31,049.04
40 ADJUSTMENT TO COMPUTE TOTAL PA OBLIGATIONS	(24,928.25)
41 TOTAL PA OBLIGATIONS (LINE 37 + LINE 38 - LINE 39 +LINE 40)	126,942.00
42 ENTITLEMENT GRANT	576,976.00
43 CURRENT YEAR PROGRAM INCOME	177,998.16
44 ADJUSTMENT TO COMPUTE TOTAL SUBJECT TO PA CAP	0.00
45 TOTAL SUBJECT TO PA CAP (SUM, LINES 42-44)	754,974.16
46 PERCENT FUNDS OBLIGATED FOR PA ACTIVITIES (LINE 41/LINE 45)	16.81%



**LINE 17 DETAIL: ACTIVITIES TO CONSIDER IN DETERMINING THE AMOUNT TO ENTER ON LINE 17**


Report returned no data.

**LINE 18 DETAIL: ACTIVITIES TO CONSIDER IN DETERMINING THE AMOUNT TO ENTER ON LINE 18**

Report returned no data.

**LINE 19 DETAIL: ACTIVITIES INCLUDED IN THE COMPUTATION OF LINE 19**

Plan Year	IDIS Project	IDIS Activity	Voucher Number	Activity Name	Matrix Code	National Objective	Drawn Amount
2013	3	859	6046721	COB - 422 Bluff Street - Demo	04	LMA	\$500.00
					<b>04</b>	<b>Matrix Code</b>	<b>\$500.00</b>
2016	5	907	6006214	LSPC-Hispanic Community Inclusion	05	LMC	\$4,343.67
2016	5	907	6046721	LSPC-Hispanic Community Inclusion	05	LMC	\$5,331.33
2016	5	909	6006214	P1649-Robin House Transitional Living Program	05	LMC	\$2,655.00
2016	5	909	6046721	P1649-Robin House Transitional Living Program	05	LMC	\$45.00
2016	5	918	6060768	CAI-Systems Navigator	05	LMC	\$9,502.62
2017	5	929	6118732	FPGB - Emergency Shelter for Homeless Families	05	LMC	\$13,841.00
2017	5	932	6118732	LSPC - Hispanic Community Inclusion	05	LMC	\$2,437.25
2017	5	933	6118732	P1649 - Robin House Transitional Living Program	05	LMC	\$10,000.00
2017	5	934	6118732	SLC - Hispanic Outreach for Comprehensive Literacy	05	LMC	\$10,967.08
					<b>05</b>	<b>Matrix Code</b>	<b>\$59,122.95</b>
2016	5	902	6006214	CAI - Fatherhood Initiative and Skills Enhancement	05H	LMC	\$17,619.97
2016	5	910	6006214	SLC-Hispanic Outreach for Comprehensive Literacy	05H	LMC	\$3,337.50
					<b>05H</b>	<b>Matrix Code</b>	<b>\$20,957.47</b>
2016	5	906	6006214	HN-Primary Care - Medical, Dental, Vision Clinic	05M	LMC	\$4,200.00
					<b>05M</b>	<b>Matrix Code</b>	<b>\$4,200.00</b>
2015	3	880	6046721	COB - Single Family Rehab Revolving Loan Fund	14A	LMH	\$61,584.88
2016	3	913	6006214	COB - Single Family Housing Rehabilitation Revolving Loan Fund	14A	LMH	\$56,323.81
2016	3	913	6046721	COB - Single Family Housing Rehabilitation Revolving Loan Fund	14A	LMH	\$8,268.42
2017	3	920	6106061	COB - Housing Rehab RLF - Single Family Houses	14A	LMH	\$244,575.80
2017	3	920	6118732	COB - Housing Rehab RLF - Single Family Houses	14A	LMH	\$27,388.61
					<b>14A</b>	<b>Matrix Code</b>	<b>\$398,141.52</b>
2016	3	915	6006214	COB - Housing Rehab Administration	14H	LMH	\$14,369.82
2016	3	915	6046721	COB - Housing Rehab Administration	14H	LMH	\$27,167.31
2016	3	915	6060768	COB - Housing Rehab Administration	14H	LMH	\$7,069.01
2016	3	915	6084426	COB - Housing Rehab Administration	14H	LMH	\$16,738.18
2016	3	915	6106061	COB - Housing Rehab Administration	14H	LMH	\$14,696.83
2016	3	915	6118732	COB - Housing Rehab Administration	14H	LMH	\$4,556.09
					<b>14H</b>	<b>Matrix Code</b>	<b>\$84,597.24</b>
2016	1	912	6006214	COB - Code Enforcement/Inspection Program	15	LMA	\$26,769.71
2016	1	912	6046721	COB - Code Enforcement/Inspection Program	15	LMA	\$75,640.39
2016	1	912	6060768	COB - Code Enforcement/Inspection Program	15	LMA	\$18,121.34
2016	1	912	6084426	COB - Code Enforcement/Inspection Program	15	LMA	\$60,845.71
2016	1	912	6106061	COB - Code Enforcement/Inspection Program	15	LMA	\$9,861.81
2016	1	912	6118732	COB - Code Enforcement/Inspection Program	15	LMA	\$3,046.48
					<b>15</b>	<b>Matrix Code</b>	<b>\$194,285.44</b>
2014	2	861	6084426	COB - Economic Development Loan Program	18A	LMJ	\$30.00
2016	2	917	6106061	COB-Economic Development Revolving Loan Fund	18A	LMJ	\$412.00
2017	2	923	6088717	COB - Tru Aseptics Economic Development Loan	18A	LMJ	\$50,000.00
2017	2	923	6106061	COB - Tru Aseptics Economic Development Loan	18A	LMJ	\$50,000.00
					<b>18A</b>	<b>Matrix Code</b>	<b>\$100,442.00</b>
<b>Total</b>							<b>\$862,246.62</b>



BELOIT , WI

**LINE 27 DETAIL: ACTIVITIES INCLUDED IN THE COMPUTATION OF LINE 27**

Plan Year	IDIS Project	IDIS Activity	Voucher Number	Activity Name	Matrix Code	National Objective	Drawn Amount
2016	5	907	6006214	LSPC-Hispanic Community Inclusion	05	LMC	\$4,343.67
2016	5	907	6046721	LSPC-Hispanic Community Inclusion	05	LMC	\$5,331.33
2016	5	909	6006214	P1649-Robin House Transitional Living Program	05	LMC	\$2,655.00
2016	5	909	6046721	P1649-Robin House Transitional Living Program	05	LMC	\$45.00
2016	5	918	6060768	CAI-Systems Navigator	05	LMC	\$9,502.62
2017	5	929	6118732	FPGB - Emergency Shelter for Homeless Families	05	LMC	\$13,841.00
2017	5	932	6118732	LSPC - Hispanic Community Inclusion	05	LMC	\$2,437.25
2017	5	933	6118732	P1649 - Robin House Transitional Living Program	05	LMC	\$10,000.00
2017	5	934	6118732	SLC - Hispanic Outreach for Comprehensive Literacy	05	LMC	\$10,967.08
					<b>05</b>	<b>Matrix Code</b>	<b>\$59,122.95</b>
2016	5	902	6006214	CAI - Fatherhood Initiative and Skills Enhancement	05H	LMC	\$17,619.97
2016	5	910	6006214	SLC-Hispanic Outreach for Comprehensive Literacy	05H	LMC	\$3,337.50
					<b>05H</b>	<b>Matrix Code</b>	<b>\$20,957.47</b>
2016	5	906	6006214	HN-Primary Care - Medical, Dental, Vision Clinic	05M	LMC	\$4,200.00
					<b>05M</b>	<b>Matrix Code</b>	<b>\$4,200.00</b>
<b>Total</b>							<b>\$84,280.42</b>

**LINE 37 DETAIL: ACTIVITIES INCLUDED IN THE COMPUTATION OF LINE 37**

Plan Year	IDIS Project	IDIS Activity	Voucher Number	Activity Name	Matrix Code	National Objective	Drawn Amount
2015	4	900	6046721	CAI - NRSA Planning Activities	20		\$13,323.30
					<b>20</b>	<b>Matrix Code</b>	<b>\$13,323.30</b>
2016	4	911	6006214	COB - Program Administration	21A		\$24,924.93
2017	4	935	6106061	COB - Program Administration	21A		\$141,942.00
					<b>21A</b>	<b>Matrix Code</b>	<b>\$166,866.93</b>
2015	4	895	6006214	COB - Fair Housing Activities	21D		\$3.32
2015	4	895	6046721	COB - Fair Housing Activities	21D		\$2,725.74
					<b>21D</b>	<b>Matrix Code</b>	<b>\$2,729.06</b>
<b>Total</b>							<b>\$182,919.29</b>